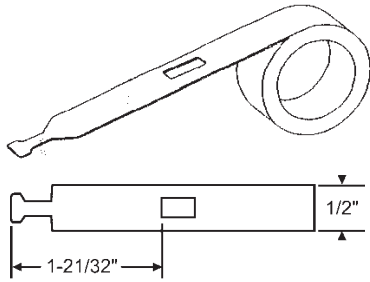
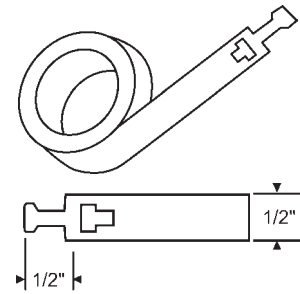


OMEGA CONSTANT FORCE BALANCE SYSTEM



STANDARD SPRING

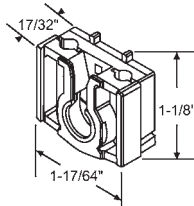
1. Determine correct sash weight (weights shown are per each side of sash)
2. Top sash should be overbalanced by selecting next highest balance.



EGRESS SPRING

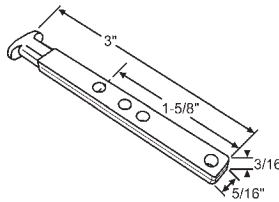
Spring Type	Sash/Spring Weight (per each side)	Coil Spring Length	Part Number
STANDARD	3.5LBS.	33"	900-21234
STANDARD	3.5LBS.	35"	96-BU-1
STANDARD	4.5LBS.	33"	900-19208
STANDARD	7.5LBS.	33"	900-21959
EGRESS	3.5LBS.	33"	900-21958
EGRESS	5LBS.	--	900-19205
EGRESS	7.5LBS.	33"	96-BU-5

BRAKE SHOE



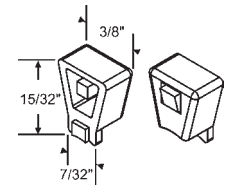
900-19198

PIVOT BAR



900-22526

PIVOT BAR RETAINER

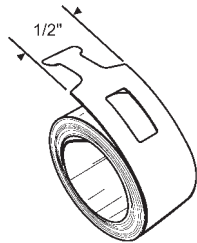


900-22527

96BT SERIES CONSTANT FORCE BALANCES

TITAN

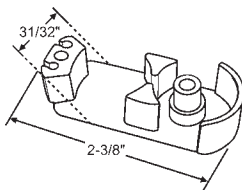
1" Pocket Size



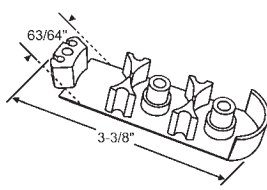
Spring

Our Part #	Weight
96BT-1	3.5 lbs.
96BT-2	4.5 lbs.

BALANCE SUPPORTS

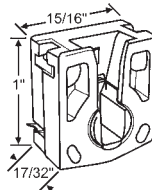


96BT-5
Dual Support



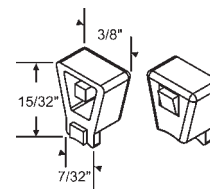
96BT-6
Triple Support

LOCK SHOE



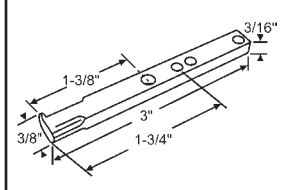
96BT-3
Supa

PIVOT RETAINER

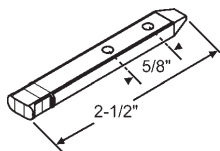


900-22527

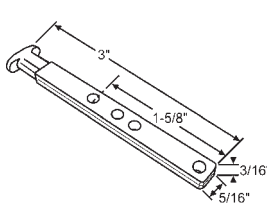
PIVOT BAR



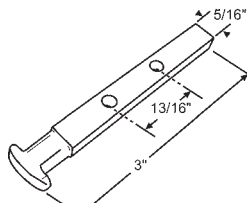
62-545
Transit



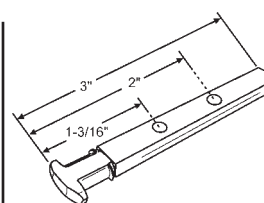
62-550
T-Head



900-22526
4- Hole

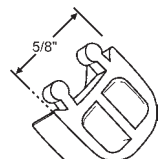


62-551
Use: 62-553



62-553

BUMPER

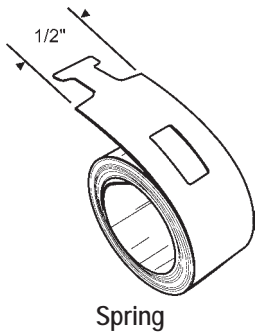


96BT-4

SASH SUPPORT SYSTEMS

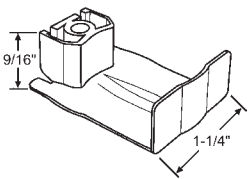
96BU SERIES CONSTANT FORCE BALANCES

UNIVERSAL
1-1/4" Pocket Size

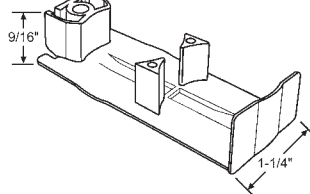


Our Part #	Weight
96BU-1	3.5 lbs.
96BU-2	4.5 lbs.
96BU-3	5.5 lbs.
96BU-4	6.5 lbs.
96BU-5	7.5 lbs.
96BU-10	9 lbs.
96BU-12	10 lbs.

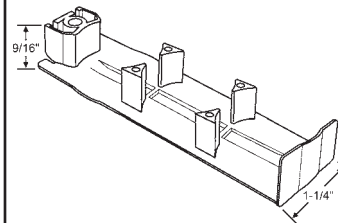
96BU SERIES BALANCE SUPPORTS



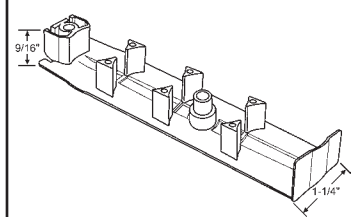
96BU-6
Single Support



96BU-7
Dual Support



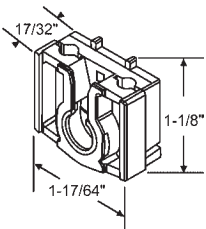
96BU-8
Triple Support



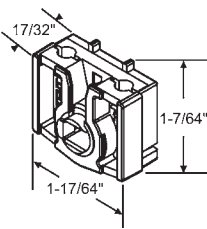
96BU-9
Quad Support

96BU SERIES BALANCE ACCESSORIES

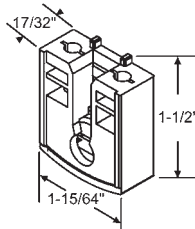
LOCK BRAKE SHOE



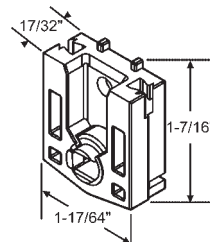
900-19198
No Longer Available
Use: 900-19198NS



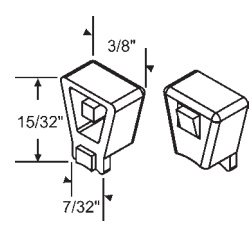
900-19198NS
Spring Side
Super Tough Nylon



96O-102
Back Locking Shoe



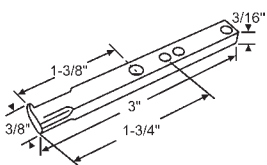
96O-105
Spring Side



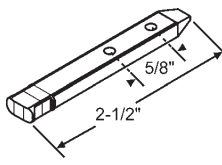
900-22527

PIVOT RETAINER

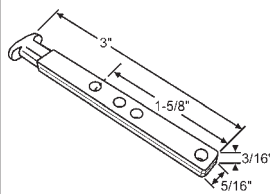
PIVOT BARS



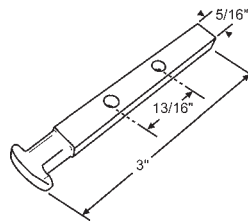
62-545
Transit



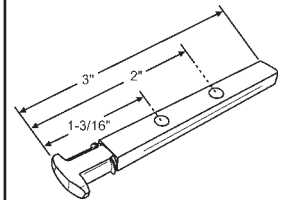
62-550
T Head Pivot



900-22526
T-Pivot



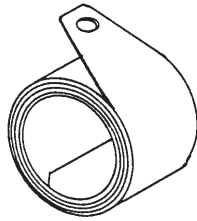
62-551
Use: 62-553



62-553

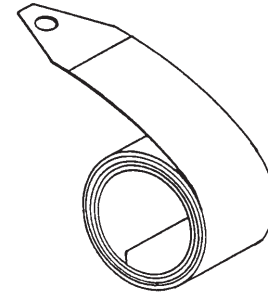
96-C SERIES COILED BALANCE SPRINGS

CERTAINTED



Short Tongue, 3/4" Wide

Number Stamped on Spring	Weight	Our Part #
263-S	3 lbs.	96-C263
334-S	4 lbs.	96-C334
335-S	5 lbs.	96-C335
405-S	5 lbs.	96-C405
336-S	6 lbs.	96-C336
406-S	6 lbs.	96-C406
407-S	7 lbs.	96-C407
408-S	8 lbs.	96-C408
409-S	9 lbs.	96-C409



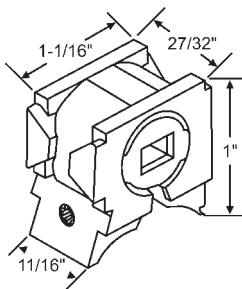
Long Tongue, 3/4" Wide

Number Stamped on Spring	Weight	Our Part #
405-L	5 lbs.	96-C405A
406-L	6 lbs.	96-C406A
407-L	7 lbs.	96-C407A
408-8	8 lbs.	96-C408A
409-8	9 lbs.	96-C409A

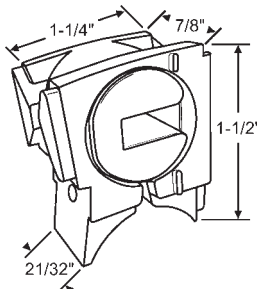
Note: Many other manufacturers' variations are available. Contact your account manager if you have a similar product. Samples may be required.

96-C SERIES BALANCE ACCESSORIES

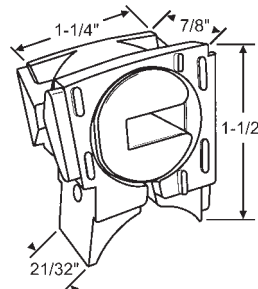
PIVOT LOCK SHOE



Old Style
With Plastic Cam
No Longer Available
Use: 96-C1

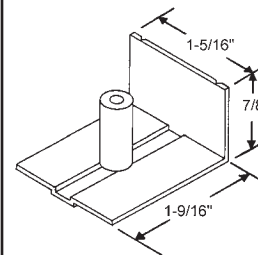


96-C1 (New Style)
With Metal Cam
Cam Opening: 19/64" x 3/16"
CERTAINTED

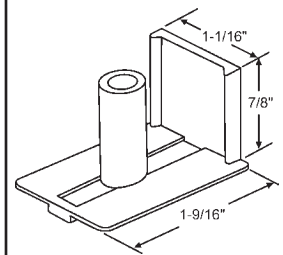


96-C9
Nylon Body with Metal Cam and Alignment Nibs

BALANCE SPRING COVERS

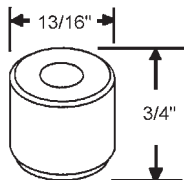


96-C2
Drum Barrel Diameter: Outside 3/8" Inside 5/32". Wide
CERTAINTED



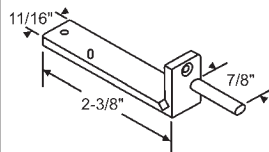
96-C8
Drum Barrel Diameter: Outside 3/8" Inside 1/4". Narrow
CERTAINTED

BALANCE DRUM



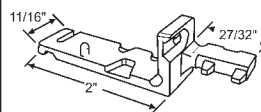
96-C3
CERTAINTED

PIVOT BAR

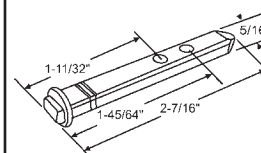


Part #	Hand
96-C7	Shown
96-C6	Opposite

Old Style. No Longer Available
Use 96-C12 & 96-C11




Part #	Hand
96-C12	Shown
96-C11	Opposite



85-864

SHEET METAL SCREW



Part #	Color
20-240	Mill
20-240W	White

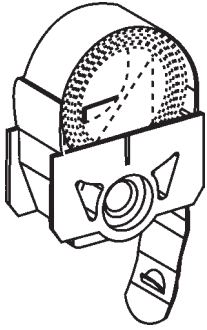
#8 x 3/8" Phillips Pan Head
CERTAINTED

SASH SUPPORT SYSTEMS

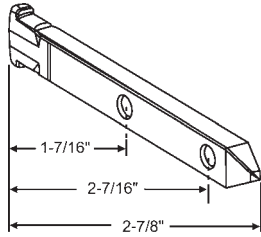
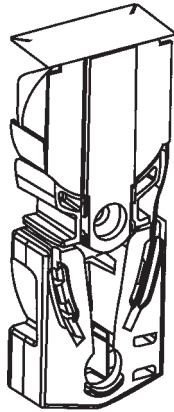
96CQ SERIES QUICK TILT CONSTANT FORCE BALANCE ACCESSORIES

The old style quick tilt constant force balance assemblies are no longer available. They are replaced with quick tilt NC assemblies. The old style quick tilt carriers use the "T" head pivot bars (see below), which will also need to be replaced when converting to the new style quick tilt NC system. The replacement assemblies take the round head pivot bar (see below). When ordering the replacement balance assemblies, identify the carrier size and the weight of the sash. Then, select the corresponding quick tilt NC balance assembly from chart shown on page 103.

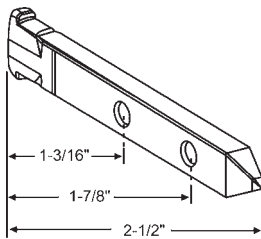
Old Style



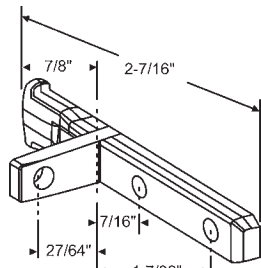
Tamper Lock



96CQ-20



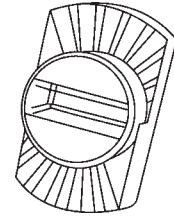
96CQ-22



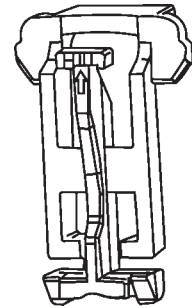
96CQ-26

T-Head Pivot Bars
Use with Old Style system
No longer available. Use: 96CQ-27

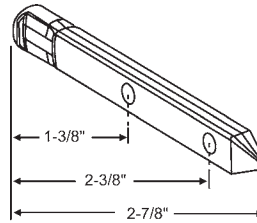
New Style



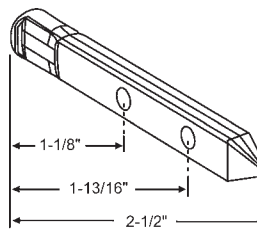
96CQ-18
Friction Adjuster



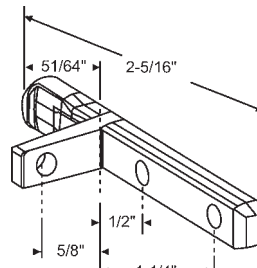
96CQ-17
Tamper Lock



96CQ-24

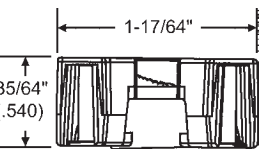


96CQ-23

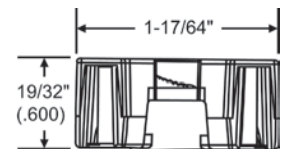


96CQ-27

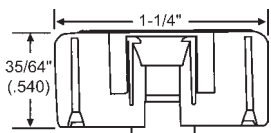
Round-Head Pivot Bars
Use when converting to quick tilt NC.



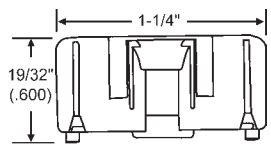
.540 Carrier



.600 Carrier



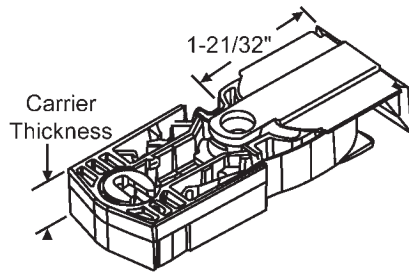
.540 Carrier



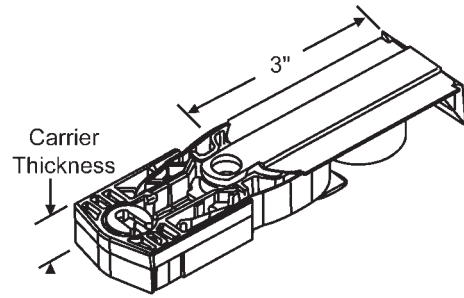
.600 Carrier

96CQ SERIES QUICK TILT CONSTANT FORCE BALANCES

Coil balance assemblies are listed by carrier thickness. These carriers use a round head pivot bar. Quick Tilt coil balances are sold as a complete set only.

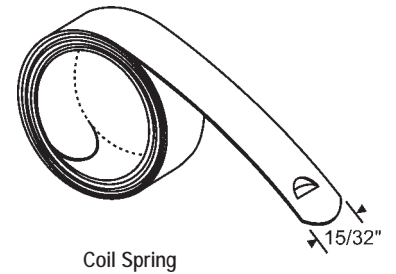


Single (RH Shown)

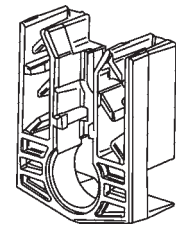


Tandem

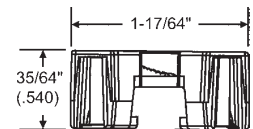
Balance Assembly with .540 Carrier Thickness	Balance Assembly with .600 Carrier Thickness	Weight	Coil
96CQ-30RH	96CQ-31RH	3 lb. Cover Assy. RH	SINGLE
96CQ-32RH	96CQ-33RH	4 lb. Cover Assy. RH	SINGLE
96CQ-34RH	96CQ-35RH	5 lb. Cover Assy. RH	SINGLE
96CQ-36RH	96CQ-37RH	6 lb. Cover Assy. RH	SINGLE
96CQ-38RH	96CQ-39RH	7 lb. Cover Assy. RH	SINGLE
96CQ-40RH	96CQ-41RH	8 lb. Cover Assy. RH	SINGLE
96CQ-42RH	96CQ-43RH	9 lb. Cover Assy. RH	SINGLE
96CQ-30LH	96CQ-31LH	3 lb. Cover Assy. LH	SINGLE
96CQ-32LH	96CQ-33LH	4 lb. Cover Assy. LH	SINGLE
96CQ-34LH	96CQ-35LH	5 lb. Cover Assy. LH	SINGLE
96CQ-36LH	96CQ-37LH	6 lb. Cover Assy. LH	SINGLE
96CQ-38LH	96CQ-39LH	7 lb. Cover Assy. LH	SINGLE
96CQ-40LH	96CQ-41LH	8 lb. Cover Assy. LH	SINGLE
96CQ-42LH	96CQ-43LH	9 lb. Cover Assy. LH	SINGLE
96CQ-48	96CQ-49	10 lb. Cover Assy.	TANDEM
96CQ-50	96CQ-51	11 lb. Cover Assy.	TANDEM
96CQ-52	96CQ-53	12 lb. Cover Assy.	TANDEM
96CQ-54	96CQ-55	13 lb. Cover Assy.	TANDEM
96CQ-56	-	14 lb. Cover Assy.	TANDEM
96CQ-58	96CQ-59	15 lb. Cover Assy.	TANDEM
96CQ-60	96CQ-61	16 lb. Cover Assy.	TANDEM
96CQ-62	96CQ-63	17 lb. Cover Assy.	TANDEM
96CQ-64	96CQ-65	18 lb. Cover Assy.	TANDEM
96CQ-66	96CQ-67	19 lb. Cover Assy.	TANDEM
96CQ-68	96CQ-69	20 lb. Cover Assy.	TRIPLE



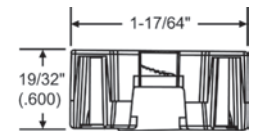
Coil Spring



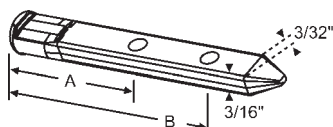
Carrier Body



96CQ-13
.540 Carrier

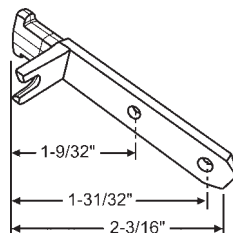


96CQ-15
.600 Carrier

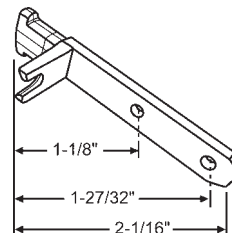


Round Head Pivot Bar

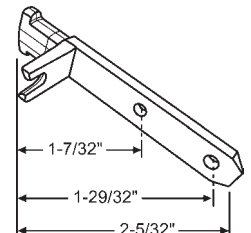
Part #	A	B	Overall Length
96CQ-23	1-1/8"	1-13/16"	2-1/2"
96CQ-24	1-3/8"	2-3/8"	2-7/8"



96CQ-28
Quick Tilt Pivot Bar



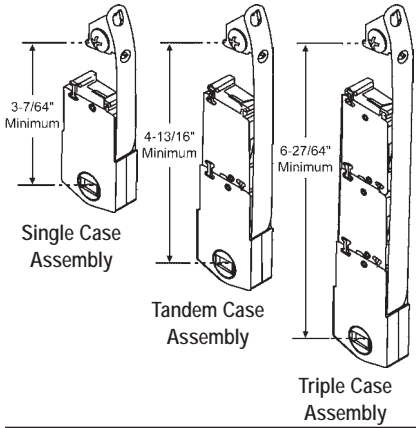
96CQ-29
Quick Tilt Pivot Bar



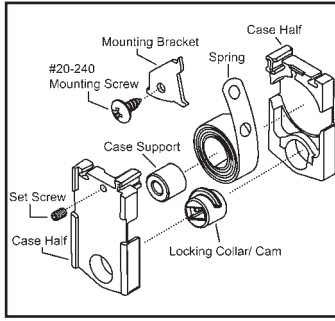
96CQ-30
Quick Tilt Pivot Bar

SASH SUPPORT SYSTEMS

96CR ROLLER TILT CONSTANT FORCE BALANCE SYSTEM

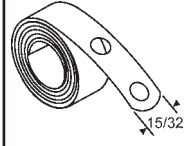


Note: All roller tilt components are sold separately.

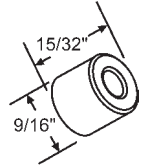


STAINLESS STEEL COIL SPRING

Part #	Spring Capacity
96CR-1	#3
96CR-2	#4
96CR-3	#5
96CR-4	#6
96CR-5	#7
96CR-6	#8
96CR-7	#9



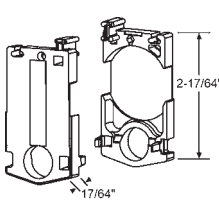
CASE SUPPORT



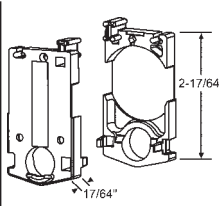
96CR-521
Not required when using new, improved coil spring.

LOCKING CASE HALVES

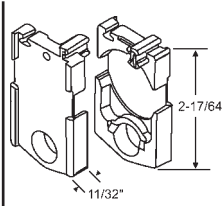
Need to order 2 halves to make up 1 case assembly



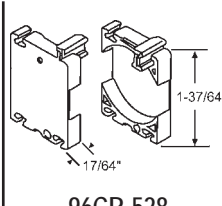
96CR-522
Shown (2) 96CR-522



96CR-523
Shown (1) 96CR-523 and (1) 96CR-522. For Tie in Bar

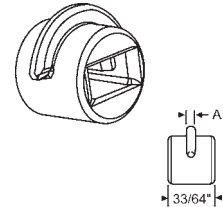


96CR-524
Shown (2) 96CR-524

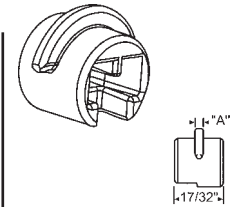


96CR-528
Used to make tandem and triple case assembly. Shown (2) 96CR-528

LOCKING COLLAR



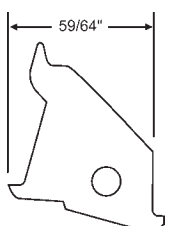
Part #	"A"	Color
96CR-502	3/32"	Blue
96CR-503	7/64"	Black
96CR-514	1/8"	Red



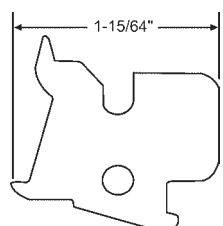
Part #	"A"	Color
96CR-519	3/32"	Blue
96CR-520	7/64"	Black

Tie-In Locking Collar

MOUNTING BRACKETS



96CR-504W
White

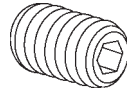


96CR-513W
White

SCREWS

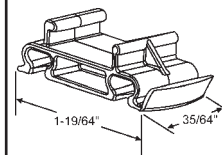


20-240
#8 Pan Head
3/8" Long
Mounting Screw.



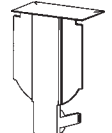
96CR-506
6-32 x 1/4" Friction
Adjustment Screw.

ANTI DEBRIS WIPER



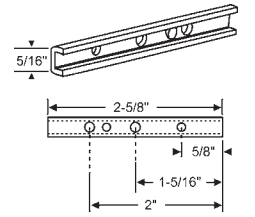
96CR-517

CHIMNEY BLOCK

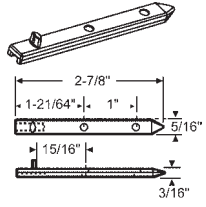


96CR-529
Protects balance against dust and prevents air flow in jamb pocket. Cover will automatically position itself during operation of window.

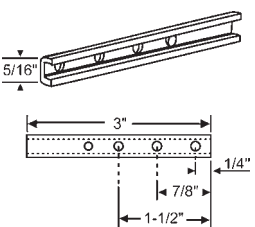
PIVOT BAR



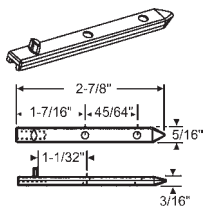
900-15004



96CR-20
Tie-In. Die Cast

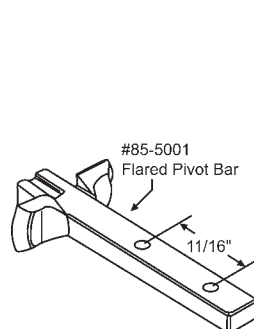
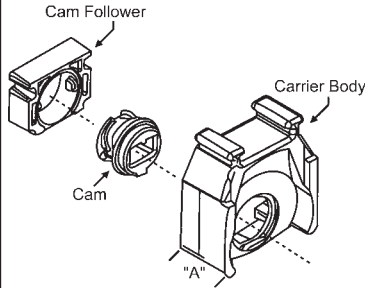


85-627

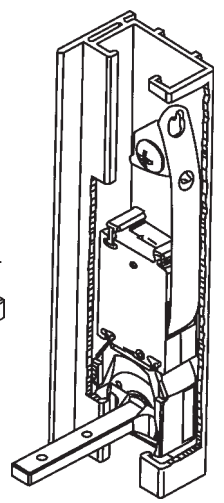


96CR-21
Tie-In. Die Cast

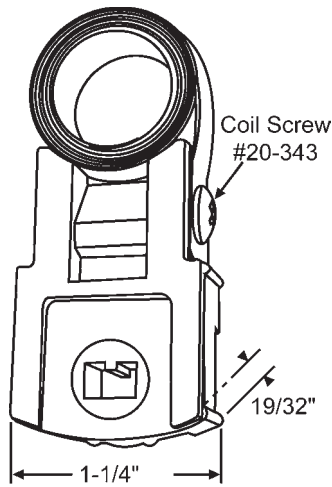
CARRIER ASSEMBLY FOR FLARED PIVOT BARS



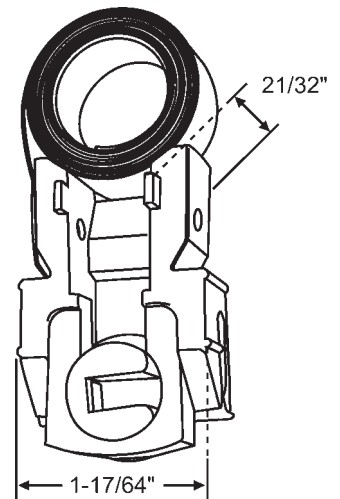
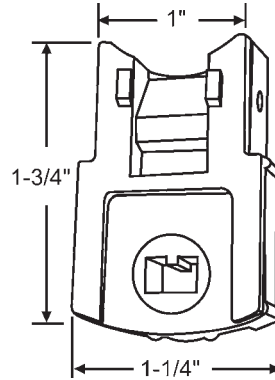
Carrier Assy. Part #	Cam Color	"A"
96CR-511	Natural	35/64" (.548)
96CR-509	Orange	37/64" (.581)
96CR-510	Black	39/64" (.613)



96M SERIES CONSTANT FORCE BALANCE SYSTEM



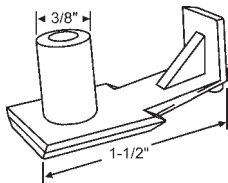
Old Style
Use New Style from Chart Below



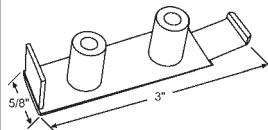
Part #	Single or Double Coil	Number Stamped on Coil
96-M26	Single	335
96-M9	Single	440
96-M5	Single	5 or 540
96-M3	Single	6 or 640
96-M7	Single	7 or 740
96-M28	Single	8 or 840
96-M21	Single	832
96-M6	Double	335/335
96-M17	Double	440/440
96-M8	Double	440/540
96-M10	Double	540/540
96-M12	Double	540/590
96-M11	Double	540/640
96-M27	Double	640/640
96-M13	Double	740/740
96-M29	Double	840/840

Part #	Single or Double Coil	Number Stamped on Coil
96-M22	Single	5 or 540
96-M3F	Single	6 or 640
96-M7F	Single	7 or 740
96-M28F	Single	8 or 840
96-M21F	Single	832
96-M17F	Double	440/440
96-M2	Double	440/540
96-M18	Double	540/540
96-M25	Double	540/640
96-M27F	Double	640/640
96-M29F	Double	840/840
96-M4	Double	740/740

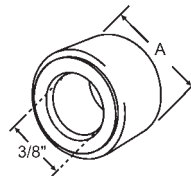
96M SERIES CONSTANT FORCE BALANCE SYSTEM ACCESSORIES



96-M14C
Clip

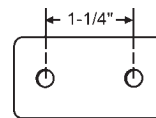


96-M14
Detent Clip

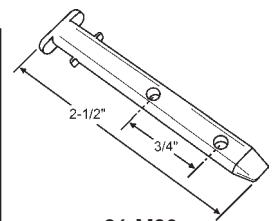


Part #	Color	A
96-M15	Dark Gray	21/32"
96-M15BL	Black	21/32"
96-M15BZ	Bronze	41/64"
96-M15G	Gray	11/16"
96-M15T	Tan	41/64"
96-M15W	White	43/64"

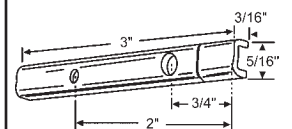
Bushing



96-M16
Guide



96-M30
Pivot Bar. Zinc



96-M23
Universal Pivot Bar