


83 SERIES BALANCES

3/8" TILT TUBE BALANCE



Now Available in White and Black Tubes.

Ordering Information

1. Measure metal tube length. (Do not include nylon bearing.)
2. Identify color of bearing (e.g. white or red) and select corresponding part number from the chart below.
3. When ordering a black or white tube, add a B (black) or W (white) at the end of the part number

General Information

Appropriate tensioning tools are 85-511 and 85-515 as shown on pages 87 and 96.

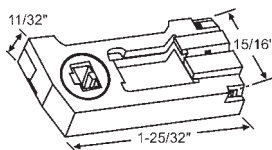
Tube Length	Bearing Color	Part#	Weight Range
10	white	83-10W	4 thru 13
10	red	83-10R	8 thru 17
10	blue	83-10B	11 thru 20
11	white	83-11W	4 thru 13
11	red	83-11R	7 thru 17
11	blue	83-11B	11 thru 20
11	green	83-11G	14 thru 20
12	white	83-12W	4 thru 13
12	red	83-12R	7 thru 17
12	blue	83-12B	11 thru 20
12	green	83-12G	14 thru 20
13	white	83-13W	4 thru 13
13	red	83-13R	7 thru 17
13	blue	83-13B	11 thru 20
13	green	83-13G	14 thru 22
14	white	83-14W	4 thru 13
14	red	83-14R	6 thru 17
14	blue	83-14B	9 thru 21
14	green	83-14G	14 thru 24
15	white	83-15W	4 thru 13
15	red	83-15R	6 thru 17
15	blue	83-15B	9 thru 21
15	green	83-15G	14 thru 24
16	red	83-16R	6 thru 17
16	blue	83-16B	9 thru 21
16	green	83-16G	14 thru 24
17	red	83-17R	6 thru 17
17	blue	83-17B	9 thru 21
17	green	83-17G	14 thru 24
17	yellow	83-17Y	24 thru 34
18	red	83-18R	6 thru 16
18	blue	83-18B	9 thru 21
18	green	83-18G	14 thru 24
18	yellow	83-18Y	24 thru 34
19	red	83-19R	6 thru 16
19	blue	83-19B	9 thru 21
19	green	83-19G	14 thru 26

Tube Length	Bearing Color	Part#	Weight Range
19	yellow	83-19Y	24 thru 34
20	red	83-20R	8 thru 21
20	blue	83-20B	12 thru 22
20	green	83-20G	14 thru 26
20	yellow	83-20Y	24 thru 34
21	white	83-21W	6 thru 15
21	red	83-21R	8 thru 21
21	blue	83-21B	12 thru 22
21	green	83-21G	14 thru 26
21	yellow	83-21Y	24 thru 34
22	red	83-22R	8 thru 21
22	blue	83-22B	12 thru 22
22	green	83-22G	14 thru 26
22	yellow	83-22Y	24 thru 34
23	red	83-23R	7 thru 21
23	blue	83-23B	12 thru 22
23	green	83-23G	14 thru 26
23	yellow	83-23Y	24 thru 34
24	red	83-24R	7 thru 21
24	blue	83-24B	11 thru 22
24	green	83-24G	14 thru 26
24	yellow	83-24Y	24 thru 34
25	white	83-25W	6 thru 14
25	red	83-25R	7 thru 21
25	blue	83-25B	11 thru 22
25	green	83-25G	14 thru 26
25	yellow	83-25Y	24 thru 34
26	red	83-26R	10 thru 22
26	green	83-26G	14 thru 26
26	yellow	83-26Y	24 thru 34
27	red	83-27R	10 thru 22
27	green	83-27G	14 thru 26
27	yellow	83-27Y	24 thru 34

Tube Length	Bearing Color	Part#	Weight Range
28	red	83-28R	10 thru 22
28	green	83-28G	14 thru 26
28	yellow	83-28Y	24 thru 34
29	red	83-29R	10 thru 22
29	green	83-29G	14 thru 26
29	yellow	83-29Y	24 thru 34
30	red	83-30R	10 thru 22
30	green	83-30G	14 thru 26
30	yellow	83-30Y	24 thru 34
31	white	83-31W	5 thru 21
31	red	83-31R	10 thru 22
31	green	83-31G	14 thru 26
31	yellow	83-31Y	24 thru 34
32	red	83-32R	10 thru 22
32	green	83-32G	14 thru 26
32	yellow	83-32Y	24 thru 34
33	white	83-33W	7 thru 22
33	green	83-33G	14 thru 26
33	yellow	83-33Y	24 thru 34
34	white	83-34W	7 thru 22
34	green	83-34G	14 thru 26
34	yellow	83-34Y	24 thru 34
35	white	83-35W	7 thru 22
35	green	83-35G	14 thru 26
35	yellow	83-35Y	24 thru 34
36	white	83-36W	7 thru 22
36	green	83-36G	14 thru 26
36	yellow	83-36Y	24 thru 34
37	white	83-37W	7 thru 22
37	green	83-37G	14 thru 26
37	yellow	83-37Y	24 thru 34
38	white	83-38W	7 thru 22
38	green	83-38G	14 thru 26
38	yellow	83-38Y	24 thru 34
39	white	83-39W	7 thru 22
39	green	83-39G	14 thru 26
39	yellow	83-39Y	24 thru 34

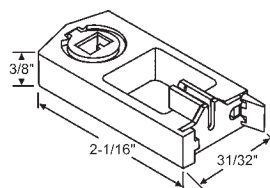
83 SERIES BALANCE ACCESSORIES

PIVOT LOCK SHOES



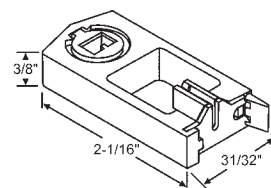
83-500

Black Cam. Opening: 1/4" x 3/16"
Used with Pivot Bar 83-504



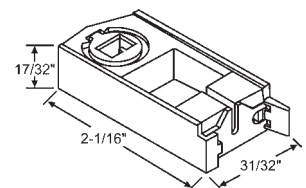
83-507

Red Cam
Opening: 1/4" x 3/16"



83-508

White Cam
Opening: 1/4" x 3/16"



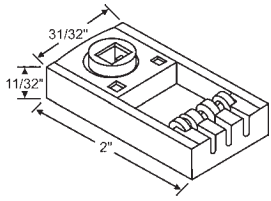
83-509

Royal Blue Cam
Opening: 1/4" x 3/16"

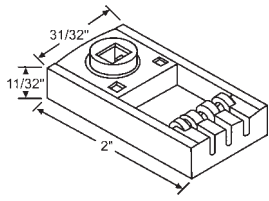
SASH SUPPORT SYSTEMS

83 SERIES BALANCE ACCESSORIES

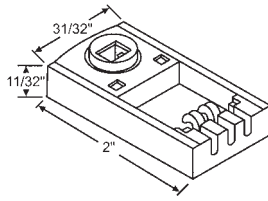
PIVOT LOCK SHOES



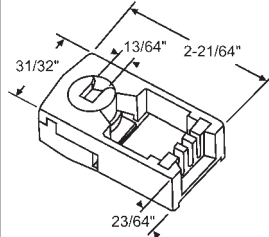
83-510
Opening: 9/32" x 7/32"



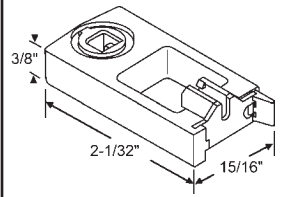
83-512
Cam Opening: 21/64" x 7/32"



83-513
Cam Opening: 21/64" x 21/32"

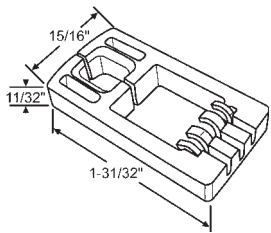


83-514
Blue Cam
CAREFREE

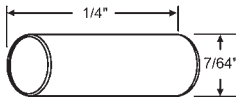


83-533
Black Cam
Opening: 5/16" x 3/16"

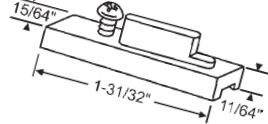
SPLIT ROLL PIN



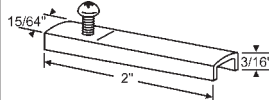
83-528
White



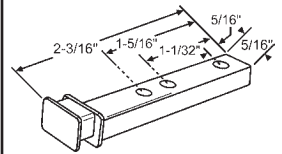
83-503



83-504
Die Cast, with Screw

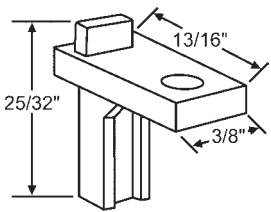


83-628
Steel Stamping. Includes Screw

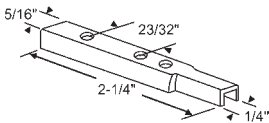


83-517
Pivot Bar

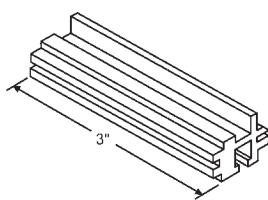
PIVOT BAR HOLDER



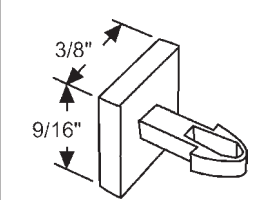
83-535
Pivot Bar



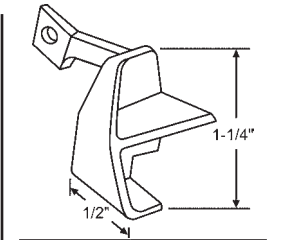
85-557
Stamped. Use with 83-506
Pivot Lock Shoe.
ROLLYSON



900-11662
White
REYNOLDS



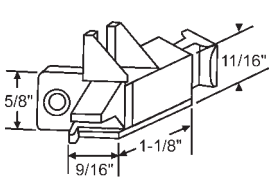
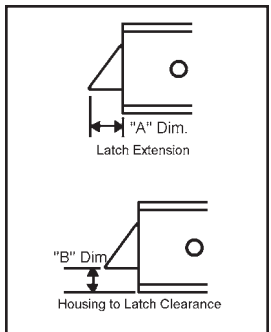
83-525
Plastic



Part #	Hand
83-605	Shown
83-606	Opposite

Black
SECURITY

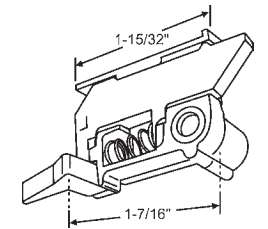
SLIDE/TILT LATCHES



Part #	Color
83-614BA	Black

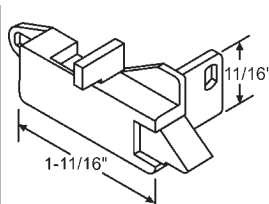
"A"	"B"
3/8"	1/4"

Sold in sets only (RH/LH).
REYNOLDS



Part #	Color
83-603BA	Black

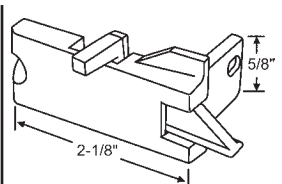
Sold in sets only. RH Shown
Black with Stop
ACORN



Part #	Color
83-625BA	Black

"A"	"B"
5/16"	1/8"

Sold in sets only (RH/LH).
ACORN



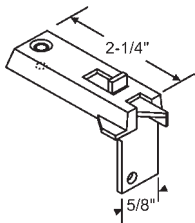
Part #	Color
83-624WA	White
83-624BA	Black

"A"	"B"
3/8"	7/32"

Sold in sets only. Top and Side Mounted.
BETTER-BILT

83 SERIES BALANCE ACCESSORIES

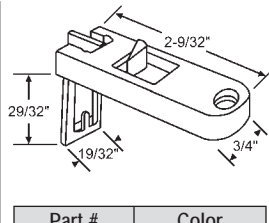
SLIDE/TILT LATCHES



Part #	Color
83-620WA	White

"A"	"B"
3/8"	1/4"

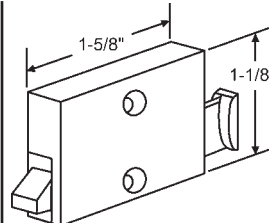
Sold in Sets Only. LH Shown
BETTER-BILT



Part #	Color
83-607BA	Black
83-607WA	White

"A"	"B"
3/8"	1/4"

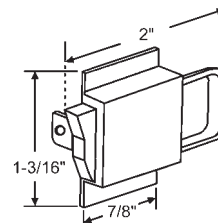
Sold in sets only. Top and Side Mounted.
KELLER



Part #	Color
900-10278	Black

"A"	"B"
1/4"	1/4"

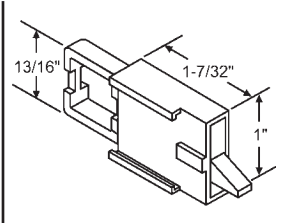
Reversible
REYNOLDS



Part #	Color
83-613	Black

"A"	"B"
3/8"	1/4"

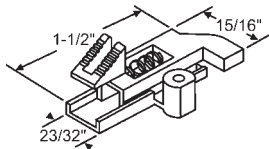
Reversible. Side Mounted
ALUM. INDUSTRIES



Part #	Hand	Color
83-617LH	Shown	Black
83-617RH	Opposite	Black

"A"	"B"
11/32"	5/16"

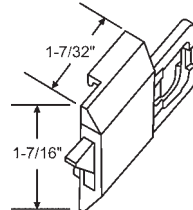
Slides onto extrusion.



Part #	Color
83-522	Black

"A"	"B"
19/64"	3/8"

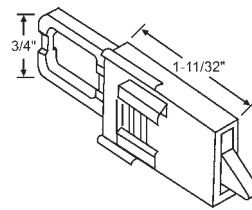
Slides onto extrusion. Black



Part #	Color
83-600BA	Black
83-600WA	White

"A"	"B"
9/32"	3/8"

KELLER

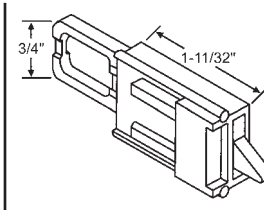


Part #	Color
83-627BA	Black

"A"	"B"
3/8"	1/4"

Sold in sets only. Slides onto extrusion.

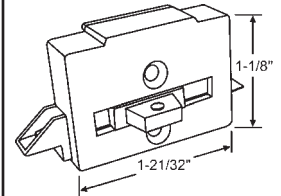
BETTER-BILT



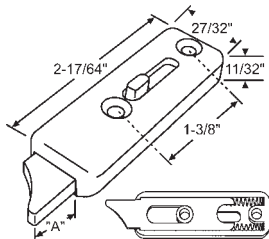
Part #	Color
83-623BA	Black

"A"	"B"
11/32"	1/4"

Sold in sets only. Slides onto extrusion.



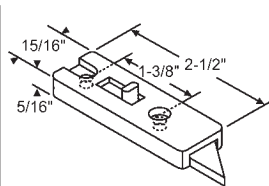
83-602
Black
ACORN



Part #	Color
83-704WA	White

"A"	"B"
19/32"	5/32"

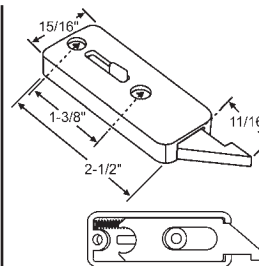
Sold in Sets Only



Part #	Color
83-523BA	Black
83-523WA	White

"A"	"B"
1/2"	1/4"

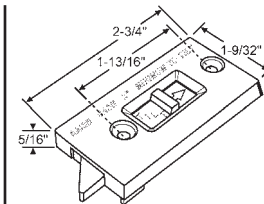
Sold in Sets Only



Part #	Color
83-631	Black
83-631W	White

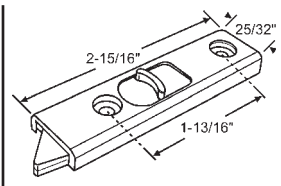
Sold as Set Only

LH Shown



Part #	Hand	Color
83-526LB	Shown	Black
83-526RB	Opposite	Black
83-526LW	Shown	White
83-526RW	Opposite	White

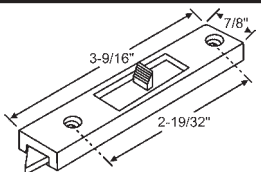
"A"	"B"
3/8"	5/16"



Part #	Hand	Color
83-635LHB	Shown	Black
83-635RHB	Opposite	Black
83-635LHW	Shown	White
83-635RHW	Opposite	White

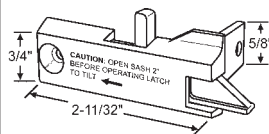
"A"	"B"
11/32"	1/8"

ALENCO



Part #	Hand	Color
83-622LHW	Shown	White
83-622RHW	Opposite	White
83-622LBG	Shown	Beige
83-622RBG	Opposite	Beige
83-622LHB	Shown	Black
83-622RHB	Opposite	Black

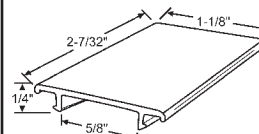
"A"	"B"
3/8"	3/16"



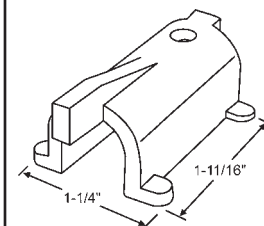
Part #	Color
83-621WA	White
83-621BA	Black

"A"	"B"
3/8"	1/8"

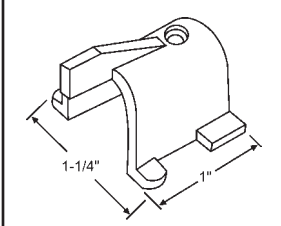
Sold in Sets Only



83-641WX
White Vinyl



83-700
Black
ACORN



Part #	Finish
900-9712	Black
900-9712W	White

ACORN

SASH STOPS